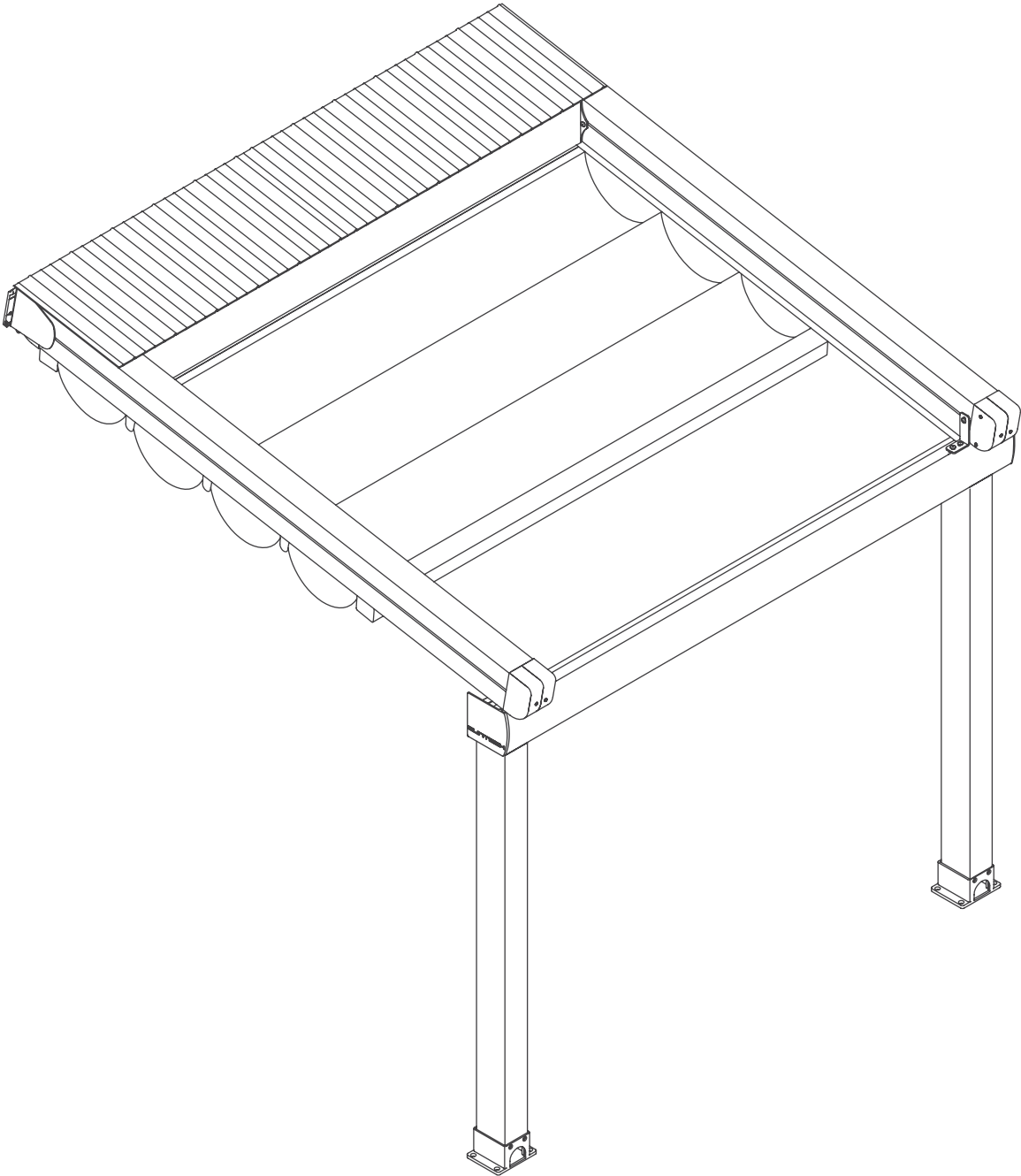


Smooth



Smooth retractable pergola system

The SMOOTH retractable pergola system provides a stylish architectural covering to allow large outdoor areas to be used in even the worst of weather conditions. The system offers a wind rating up to Beaufort class 11 (up to 117km/h).

The system is manufactured to size using high grade 6063 extruded aluminium profiles finished with thermosetting powder coating which provides superior overall performance for exterior product applications. All bolts, screws and pins are high grade stainless steel to ensure extended system life.

The SMOOTH rafter profiles (110mm x 160mm) have been designed with unique water guard side channels and cast aluminium end plates to allow for projection dimensions up to 10m per system. The width dimensions are customised according to site requirements and available in any size up to 13m. The SMOOTH system offers up to 130sqm of protection with a touch of button but when required linking multiple systems is also possible and made easy by our patented storm channel joining system that ensures 100% waterproof join every time. The SMOOTH system also includes an integrated gutter system with internal drainage to carry away even the heaviest rain.

Remote controlled motorisation is provided by utilising European technology through a custom built direct drive motor system to ensure smooth and quick operation at 26RPM. The optional hi powered LED-TEC lighting system provides a practical touch of class and when coupled with a remote dimming controller allows the user to change the mood to suit the surrounding environment.

The heart of the system is driven by multiple Suntech F3 eight wheeled slider carriages (each F3 slider carriage has a load limit of 600kgs) that incorporates a triple layer barrier system and works in conjunction with a timing belt that has been reinforced with multiple internal stainless steel cables to provide a pulling strength of over 966kg. This tension is applied to the fabric membrane to allow an angle of 6 degrees fall possible and ensure all water drains away in the internal gutter system.

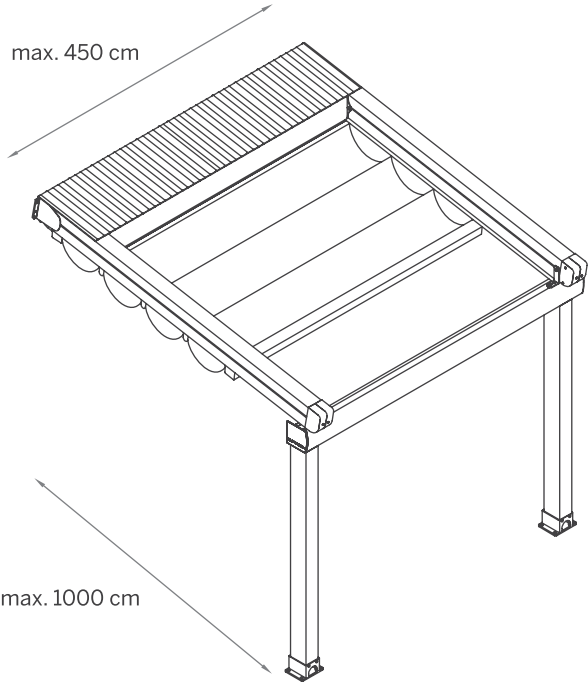
The fire rated and 100% waterproof architectural membrane is available in a range of colours in both opaque and transparent that provides maximum stability and resistance to temperature, moisture and dirt. It does not shrink or bag, and the acrylic top coating makes it very easy to clean for years to come. When not in use the fabric is neatly retracted under the systems hood to provide protection from the elements when not required.

To ensure the highest level of protection Suntech systems focus on all the details, this is why all Suntech systems come standard finished with Stormguard soft touch edge seal on all parameters. Stormguard provides the ultimate protection against rain and draught intrusion around the outside of the system and is only available on our systems. Stormguards soft touch edge seal is produced from an extra soft & flexible rubber to ensure the best possible protection from the elements.

Smooth

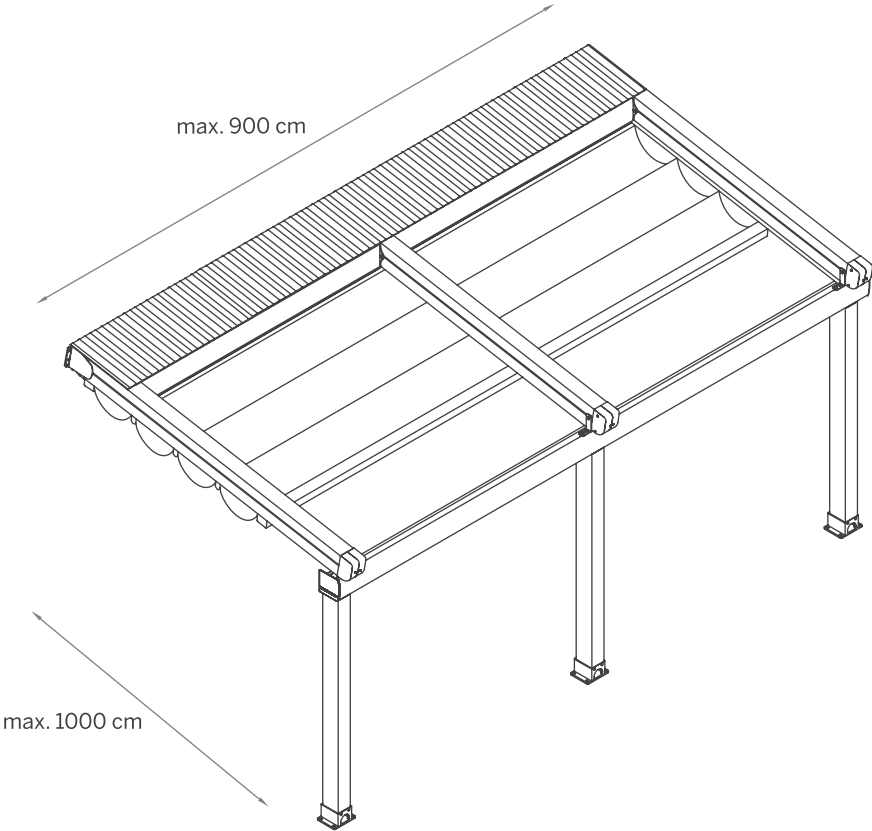
One Module

200 cm > 450 cm
One Module with one motor & 2 rafters



Two Modules

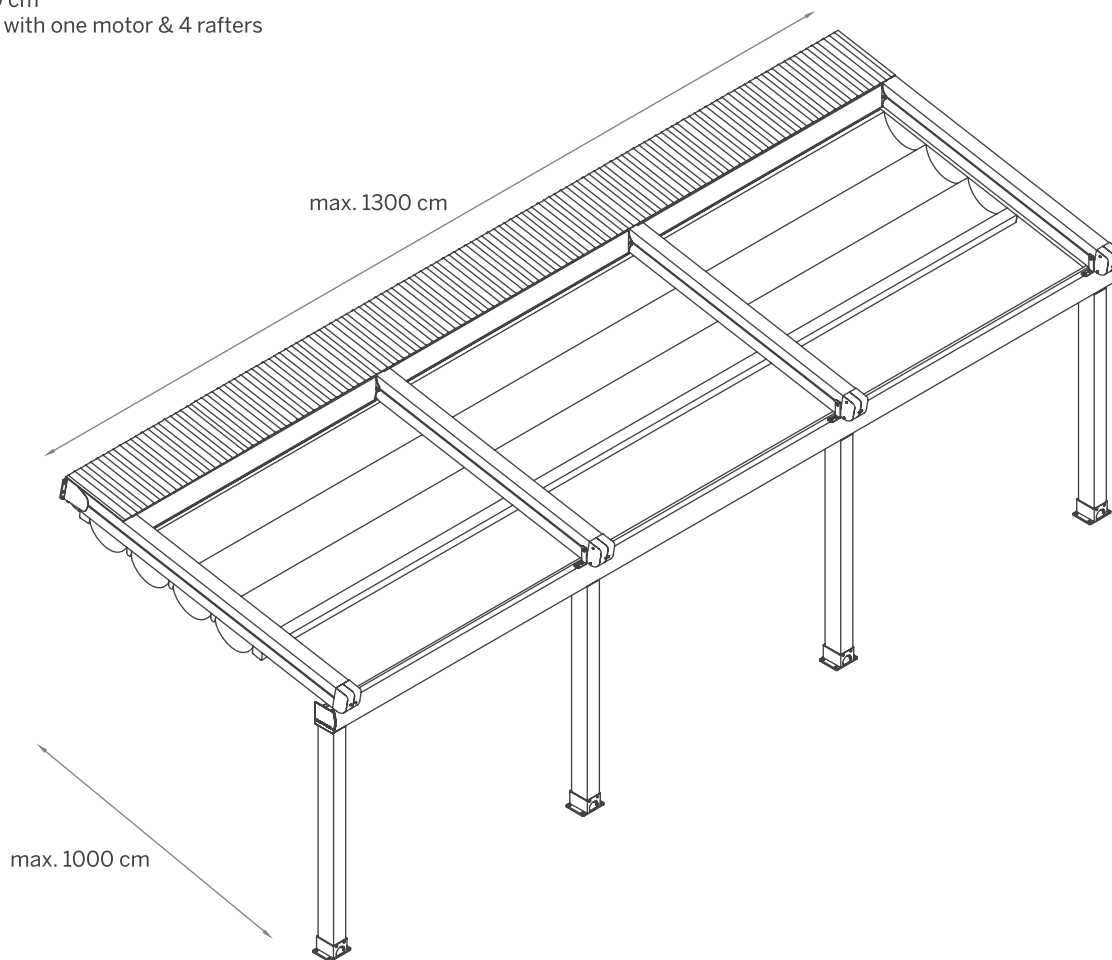
450 cm > 900 cm
Two Modules with one motor & 3 rafters



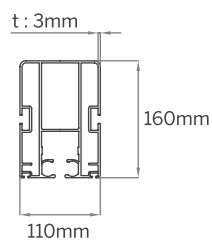
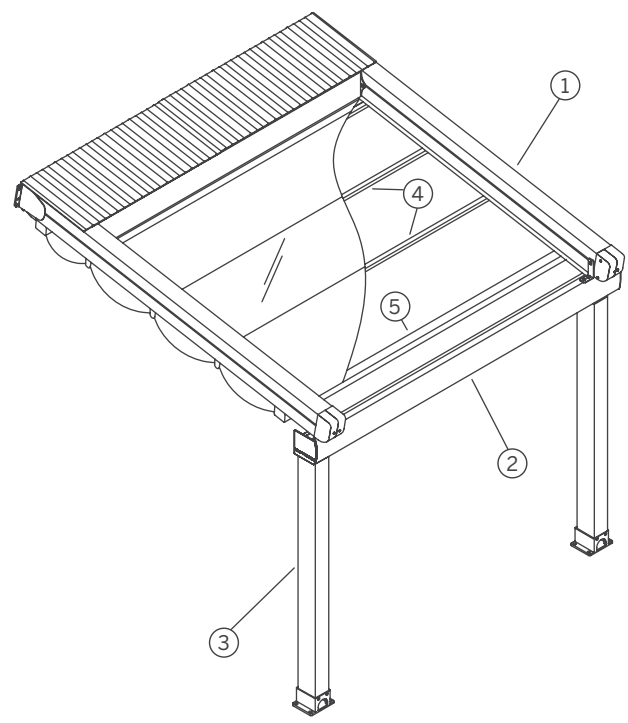
Three Modules

900 cm > 1300 cm

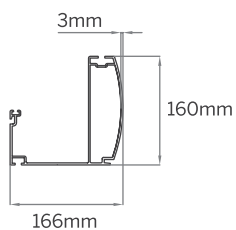
Three Modules with one motor & 4 rafters



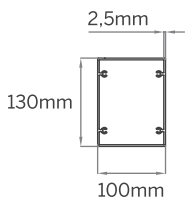
Smooth



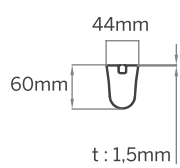
① Rafter



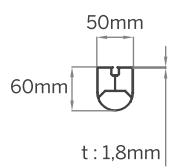
② Gutter



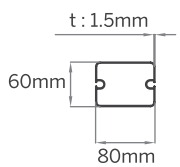
③ Post



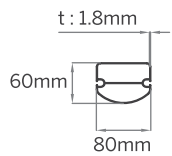
④ FabricSupport (Standart)



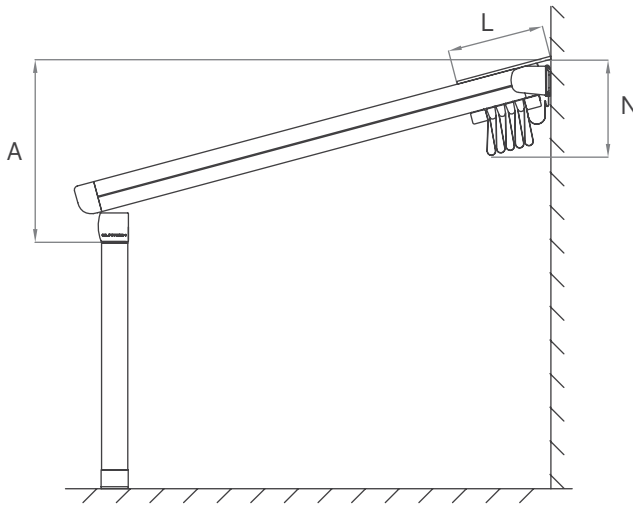
④ Fabric Support (HDD Lux)



⑤ Puller Profile (Standart)



⑤ Puller Profile (HDD Lux)

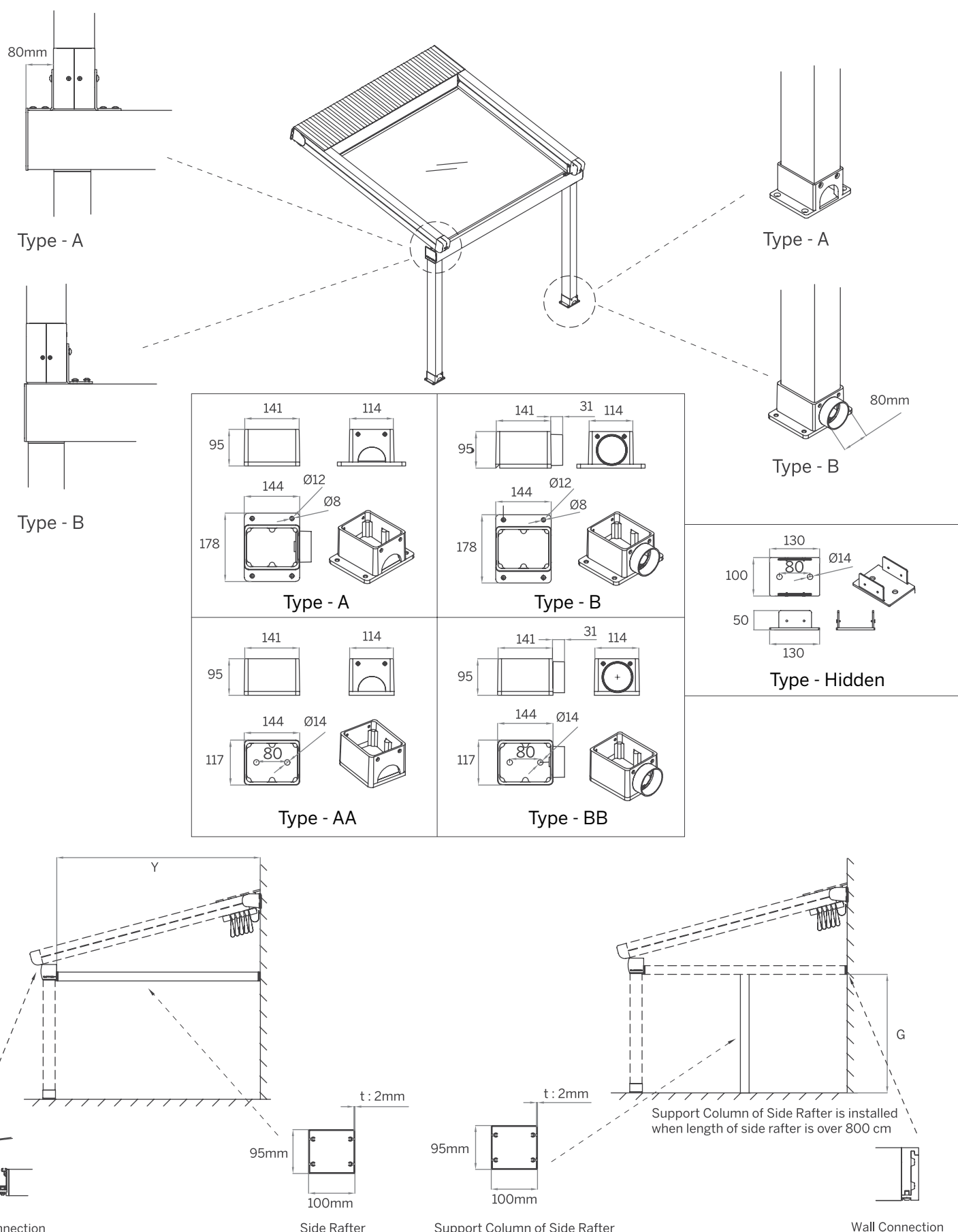


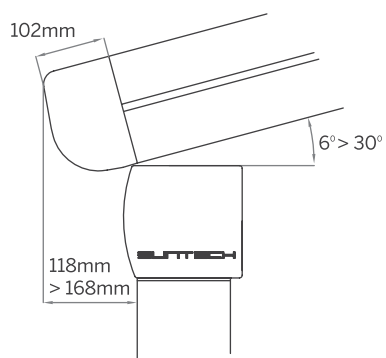
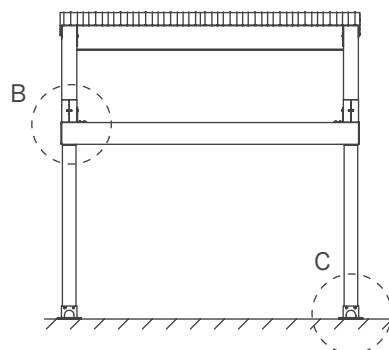
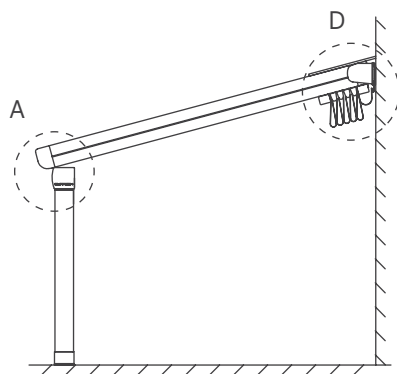
Smooth

	Fabric Height	Hood	Fall	Fab.Sup.Profiles
	(N*) mm	(L*) mm	(A*) mm	pc*
300	438	646	671	7
350	446	701	733	8
400	453	756	794	9
450	466	866	856	11
500	472	921	917	12
550	479	976	978	13
600	486	1031	1040	14
650	492	1086	1101	15
700	499	1141	1163	16
750	506	1196	1224	17
800	513	1251	1285	18
850	525	1361	1347	20
900	532	1416	1408	21
950	539	1471	1470	22
1000	546	1526	1531	23

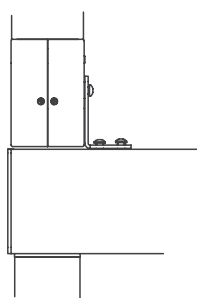
*With min. inclination of 7°. Values can vary by other inclination values.

Smooth

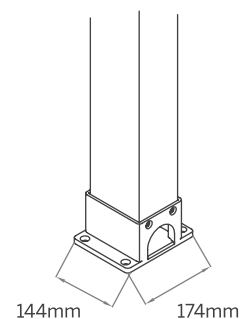




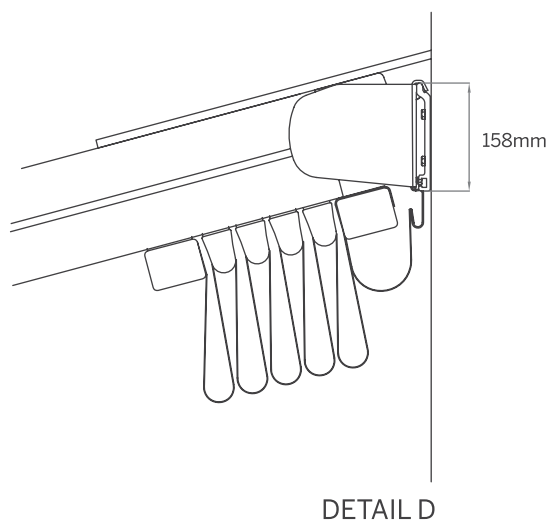
DETAIL A



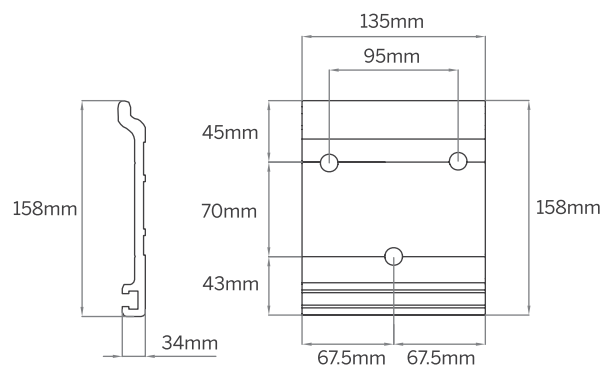
DETAIL B



DETAIL C

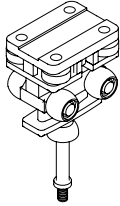


DETAIL D



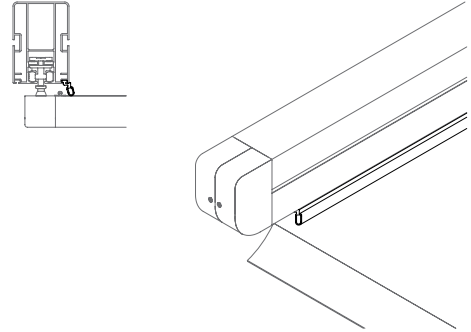
Installation Bracket

Smooth



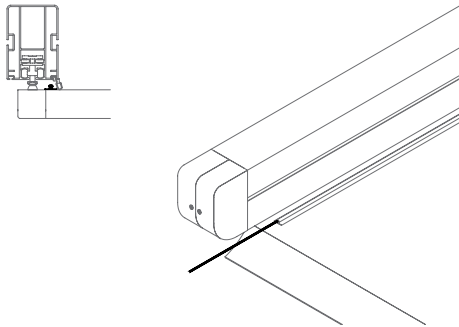
F3 Eight wheel slider

Four horizontal & four vertical rollers working together for perfectly smooth operation every time. The F3 eight wheel system is proven to remove the jamming issue that occurs with the 4 wheel system and can take loads of upto 600KG.



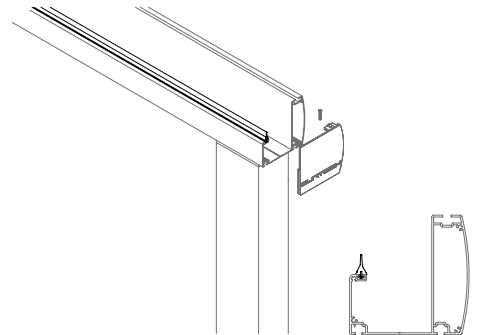
Rafter stormguard edge seal

The rafter Stormguard edge seal stops water from dripping over the side of the system by providing a soft cushioning barrier along the side of the system.



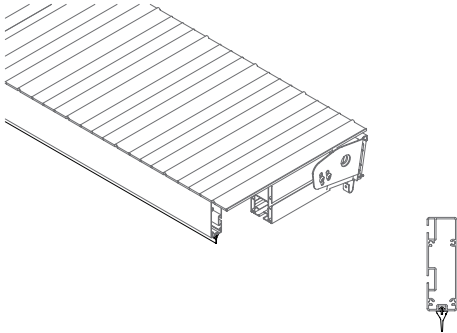
Fabric anti-drop edge cord with electrical cable

The fabric anti-drip edge cord with integrated lighting electrical cable works in conjunction with the Stormguard edge seal to prevent any water leaks over the side of the system.



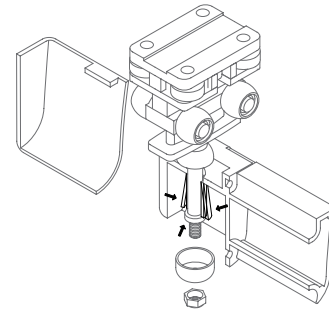
Gutter stormguard seal

The Stormguard gutter seal provides a perfect seal to prevent water leaks along the front of the system from driving rain or splashing from the gutter.



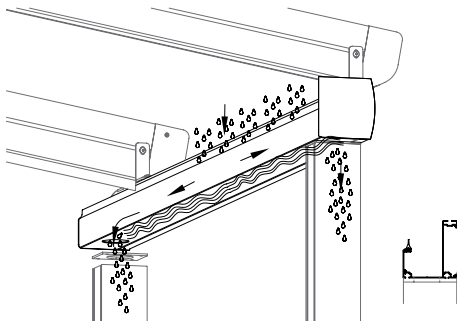
Hood stormguard seal

The Stormguard hood seal provides the perfect seal to prevent driving rain & wind coming in under the hood profiles.



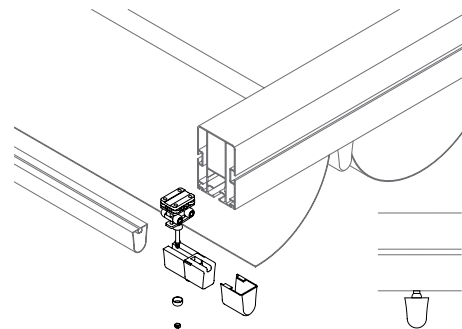
F3 slider easy clip installation

The F3 system has been designed for ease of use, to save time on installations and reduce the number of staff required. Each F3 slider can take loads of up to 600KG once in place.



Integrated gutter & internal drainage system

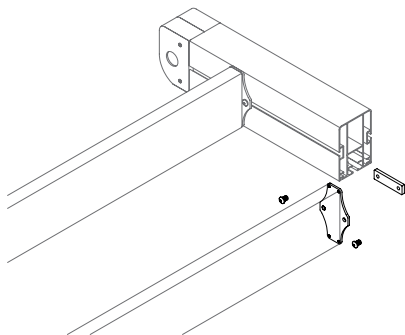
The integrated gutter system provides the perfect solution for water drainage.



F3 slider and fabric profile assembly

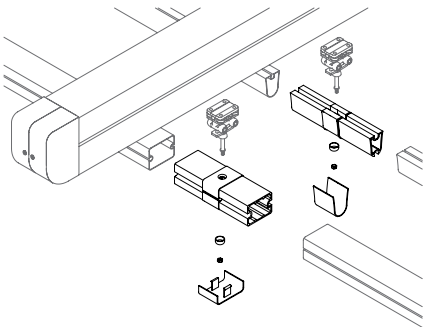
The system has been designed for ease of assembly to save time on installations and reduce the number of staff required.

Smooth



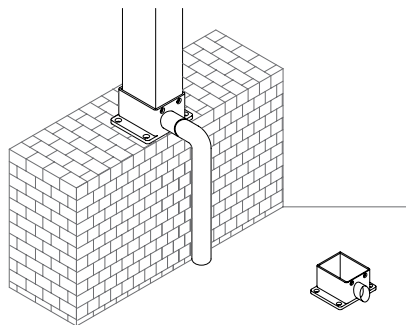
Motorbox support & hood support profile easy installation

Each support profile is easy to install and simple to adjust at the time of installation.



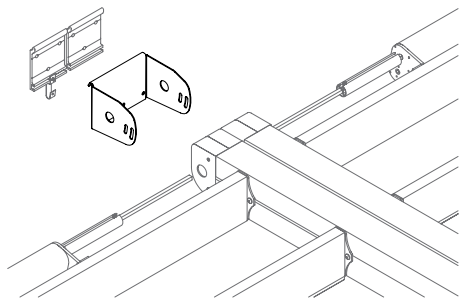
Easy clip intermediate joints (for 2 & 3 module systems)

The Easy clip intermediate joints have been designed for ease of site assembly to save time and reduce the number of staff required.



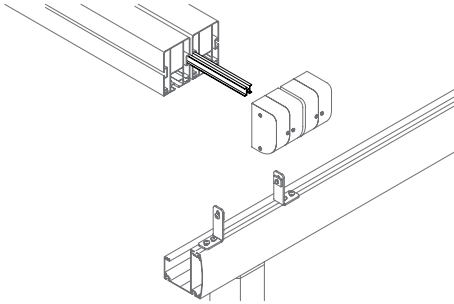
Base plate with external spout

This base plate provides a water dispersal solution.



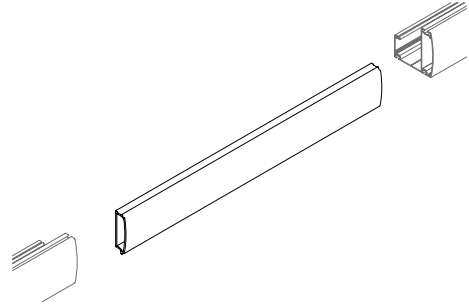
Double rafter wall bracket kit

An advanced solution for installing two rafters at once.



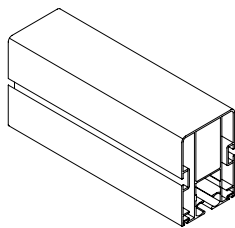
Storm channel for joining system

The storm channel is patented solution for joining two systems side by side with a waterproof join.



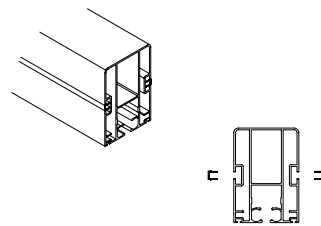
Gutter profile joining bar

A smart solution for joining the gutter profiles.



Rafter profile with side channels for easy installation

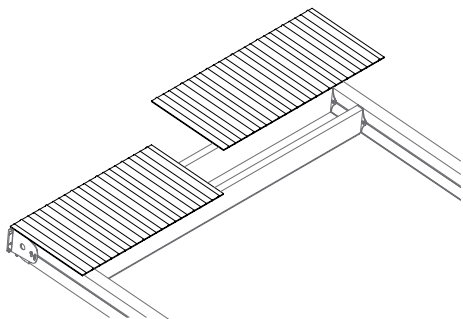
The Suntech rafter profiles are designed with functional side channels for easy installation.



Side channel cover profile for conveyor rafters.

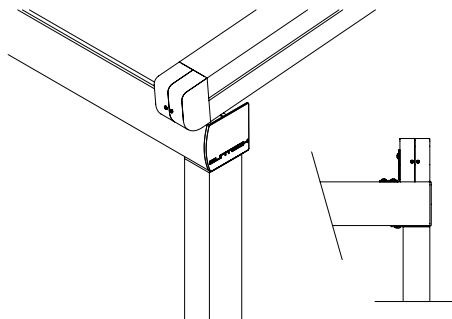
The cover profile is designed to complete compact view of the rafters.

Smooth



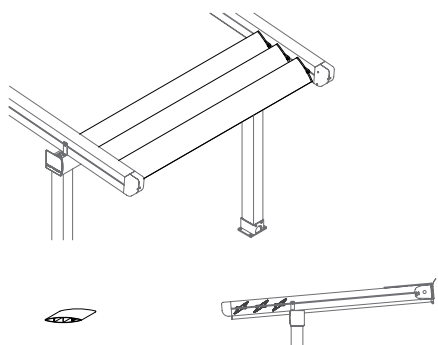
Hood profile sheets

Suntech's hood profile sheets provide an attractive covering solution for the system when not in use. The low profile aesthetic design offers additional protection to the system with a chic touch.



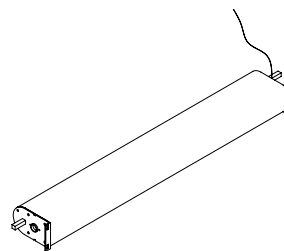
Gutter flush with rafter

Gutter solution when the system is installed next to a wall or no overhang of the gutter is required.



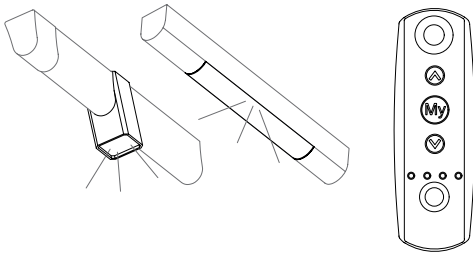
Aerofoil Louvres

The addition of Aerofoil louvres can provide added shade when the system is closed.



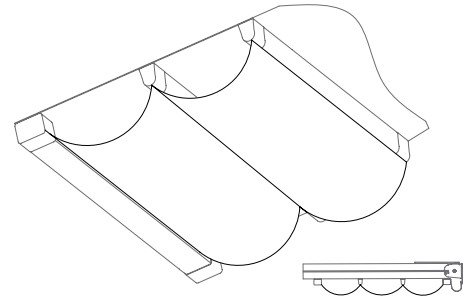
Compact 26rpm direct drive motor box

The Suntech direct drive motor system is a quick and efficient system that drives all conveyor rafters at the same time. The low profile design also allows the fabric to be stored underneath the motor which saves additional space.



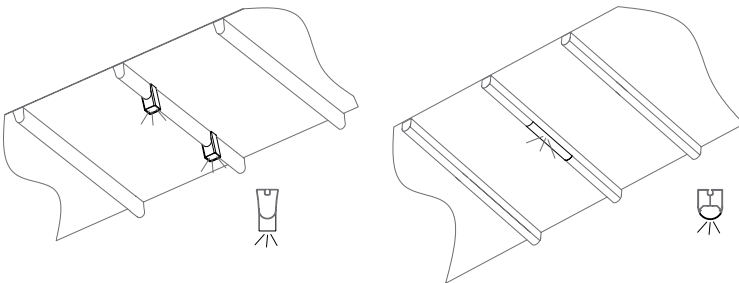
LED-TECH dimmer setup

LED-TECH dimmer lighting is an integrated lighting solution that can be added to any Suntech systems.



Decorative fabric under layer

The second decorative fabric under layer of fabric can provide an elegant touch of design.

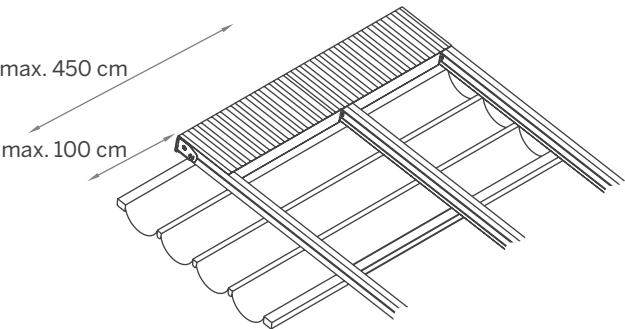


LED-TECH high powered lighting

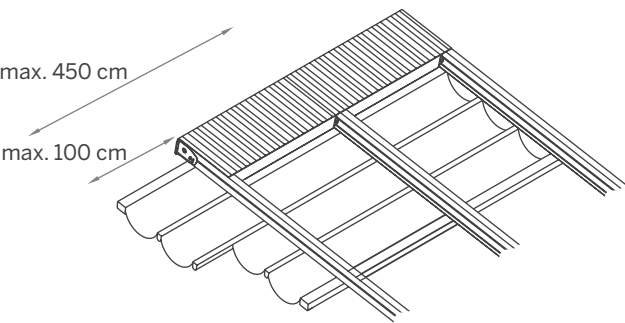
LED-TECH lighting is an integrated lighting solution that can be added to any Suntech system.

Smooth

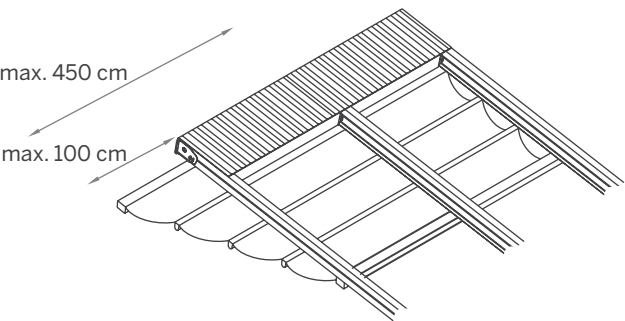
type I

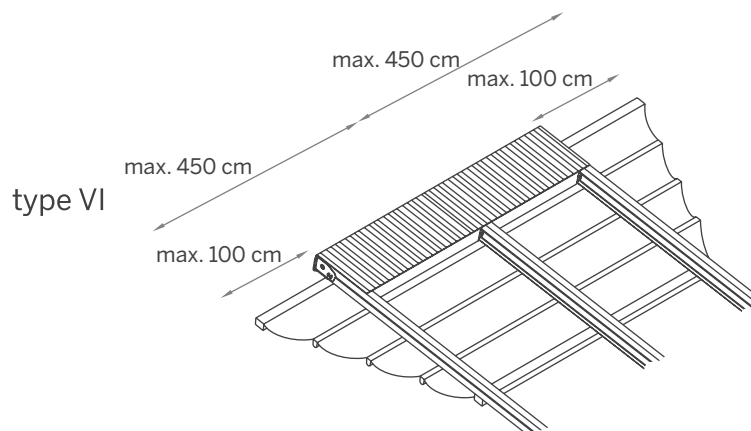
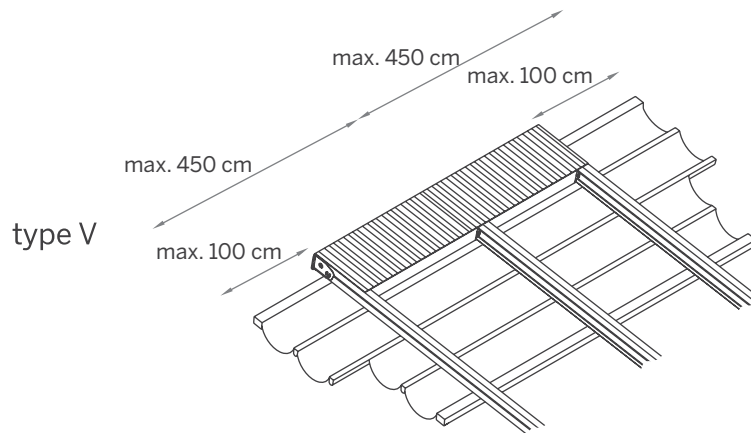
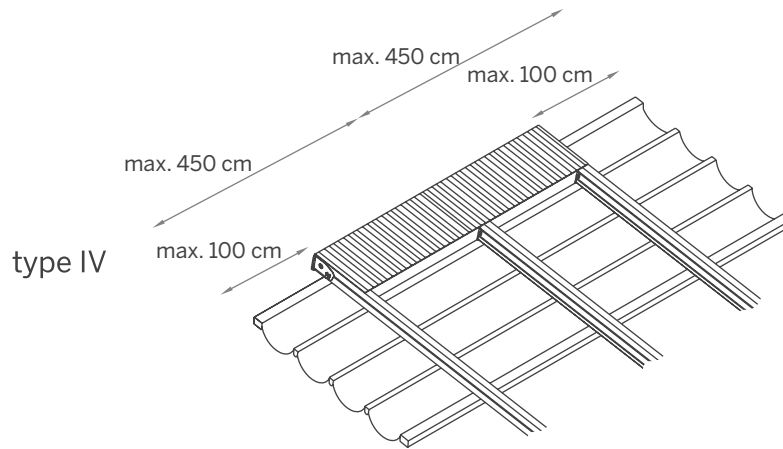


type II



type III



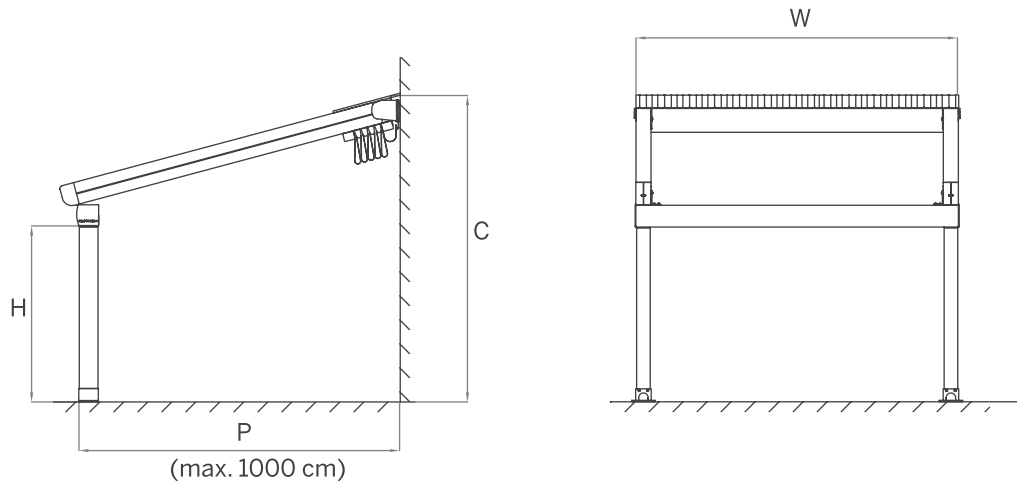


Each system is available with an optional overhang to allow the covered area to protrude past the rafter profile. Site specific overhang solutions such as stepped or wedge shapes are also an effective way to get maximum coverage for your areas.

Smooth

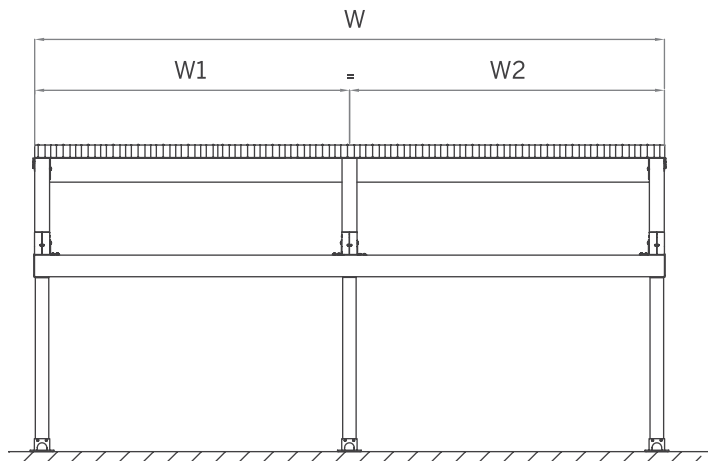
One Module

200 cm > 450 cm
One Module with one motor & 2 rafters



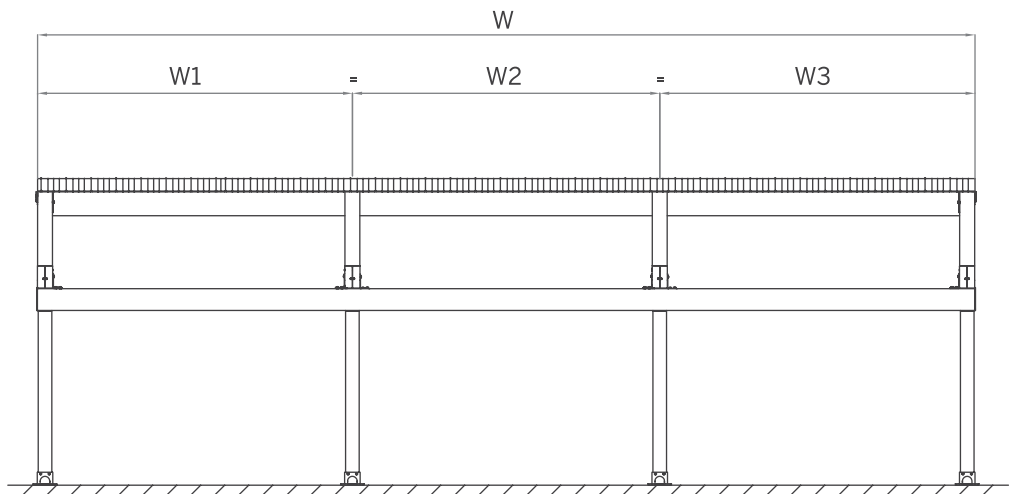
Two Modules

450 cm > 900 cm
Two Modules with one motor & 3 rafters



Three Modules

900 cm > 1300 cm
Three Modules with one motor & 4 rafters



Company Name:

Order Date:

Order Reference:

Quantity:

DIMENSIONS

W - Total Width.....cm

P - Projection.....cm

C - Wall / Back Height.....cm

H - Front / Post Height.....cm

Total Number of Posts Required.....pc

(Maximum span between posts with gutter profile is 600cm)

☐ If modules are multiple and each module is in different width, please provide details (max. width for single module is 450cm, double modules 900cm, triple modules 1300cm)

W 1cm

W 2cm

W 3cm

POWDERCOAT COLORS

RAL colors

Exclusive colors

Texture colors

☐ RAL 9016☐ OGN35☐ ST9010☐ Other...☐ RAL 1013☐ OS561☐ ST9001☐ RAL 9006☐ OY395☐ ST1013☐ RAL 7006☐ OGN39☐ ST7039☐ RAL 7016☐ ON617☐ ST7016☐ RAL 9005☐ ON611☐ ST8019**FABRIC**

Basic

Semi Transparent

☐ WT785 / White☐ STRW22 / White☐ Other...☐ CR295 / Cream☐ STRB33 / Black

Xclusive

Matt

☐ WTEX / White☐ MW23 / White☐ CRMX / Cream☐ MC26 / Cappuccino☐ GRYX / Grey**OPTIONALS**☐ STANDARD High Power Led Lighting☐ HDD LUX High Power Led Lighting☐ Dimmer Kit☐ Aerofoil Louvre (Line)pc☐ Side Rafter.....cm
Quantity pc☐ Support Post of Side Rafter..... cm
Quantitypc☐ Gutter Flush with Rafter (Type B-Flush Finish)☐ Additional Rail pc☐ Cover Profile☐ Supporting Steel Structure With Post☐ Supporting Steel Structure With Post (Galvanized)☐ Wall Installation Steel Beam☐ Wall Installation Steel Beam (Galvanized)☐ Additional Post Of Supporting Steel Structure pc☐ Additional Post Of Supp. Steel Str. (Galvanized) pc☐ Side Overhang (max. 100cm per side) Type..... (I / II / III / IV / V / VI)
Left Overhang:.....cm Right Overhang:.....cm☐ Storm Channel for Joining System & Double Rafter Wall
Bracket Kit (for Multiple Systems)**INSTALLATION BRACKET**☐ Wall Bracket☐ Ceiling Bracket**POST INSTALLATION BASE**☐ Type A (Arch Opening)☐ Type AA (Without Extension)☐ Type B (Spout)☐ Type BB (Without Extension)☐ Type Hidden☐ **ADDITIONAL NOTES & DRAWINGS ATTACHED**